

NEW PRODUCT



GLAZED PORCELAIN STONEWARE



COLOR



STATUARY WHITE

STATUARY WHITE

DESCRIPTION

Statuary White by Roca is a glazed porcelain stoneware showcasing a stunning marble effect. With *Statuary White*, you are getting an impressive marble look with the durability of porcelain. *Statuary White* offers the versatility and elegance that the design of your residential project is yearning for.

FORMATS

NATURALE (NAT.) (natural): 33x33 cm | 31x61 cm

NATURALE RT (natural rectified): 30x60 cm | 60x60 cm | 60x120 cm | 20x120 cm

APPLICATIONS

Statuary White is ideal for an interior application on floors and walls in your residential projects.

TECHNICAL INFORMATION

	 WATER ABSORPTION	 FROST RESISTANCE	 MOHS HARDNESS	 CHEMICAL RESISTANCE	 BENDING STRENGTH	 SLIP RESISTANCE
NORMS	ISO 10545/3	ISO 10545/12	EN 101	ISO 10545/13	ISO 10545/4	D.C.O.F. ANSI 137.1-2012
VALUES	≤ 0,5 %	RESISTANT	5	CONFORM	≥ 350	≥ 0,51

INSTALLATION AND MAINTENANCE

It is suggested to lay tiles with a joint of 2-3 mm for the rectified formats and a joint of 4-5 mm for non rectified formats. ■ Use high quality adhesive and grout from a manufacturer such as Mapei, following manufacturer's recommendations and depending on site conditions. ■ For the format 60x120 cm, it is recommended that you lay the rectangular formats side by side or offset by 2/3. Fixing in a 50% staggered configuration is not advised. ■ As soon as the joints have fully set, it is advisable to proceed to the initial post-construction cleaning as described by the manufacturer. ■ Daily maintenance can be performed with a neutral detergent.



STATUARY WHITE



GLAZED PORCELAIN STONEWARE

METRIC (NOMINAL)	33x33 cm	30x60 cm	31x61 cm	60x60 cm	60x120 cm	20x120 cm
IMPERIAL (NOMINAL)	13 x 13"	12 x 24"	12¼ x 24"	24 x 24"	24 x 48"	8 x 48"
	NAT.	NAT. RT	NAT.	NAT. RT	NAT. RT	NAT. RT
STATUARY WHITE	○	○	●	○	○	○

AVAILABILITY ¹

- in stock
- special order
- N/A not available

¹ Subject to change

Special pieces also available, ask your Ciot representative.

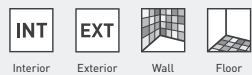
THICKNESS:

33x33 cm | 30x60 cm | 31x61 cm | 60x60 cm: 8,5 mm
 20x120 cm | 60x120 cm: 10 mm


MADE IN BRAZIL

ICONS LEGEND

APPLICATION



USE



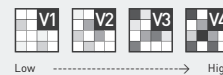
FROST



SLIP RESISTANCE



SHADE VARIATION



ENVIRONMENT



In the event of discrepancy with the official information of the manufacturer, the latter shall prevail.