



Statuary



Distribué par
Distributed by

ciot

Statuary high gloss



HIGH GLOSS PORCELAIN PORCELÁNICO HIGH GLOSS

60x120 24"x48" · 75x75 29,3"x29,3" · 60x60 24"x24" · 37,5x75 14,76"x29,3" · 30x60 12"x24"



Statuary Blanco

Rectified Natural
HIGH GLOSS
Rectified

60x120 24"x48"

Rectified Natural
HIGH GLOSS
Rectified

75x75 29,3"x29,3"

Rectified Natural
HIGH GLOSS Rectified

60x60 24"x24"


Rectified Natural
HIGH GLOSS
Rectified

37,5x75 14,76"x29,3"


Rectified Natural
HIGH GLOSS Rectified

30x60 12"x24"


	Pcs/box Pzas/Caja	Sqm/box M ² /Caja	Boxes/palet Cajas/Palet	Sqm/palet M ² /Palet	Kg/box Kg/Caja	Kg/Palet Kg/Palet
60x120	2	1,44	24	34,56	38	927
75x75	3	1,69	28	47,32	42	1.191
60x60	4	1,44	36	51,84	32	1.168
37,5x75	6	1,69	32	54,08	42	1.359
30x60	8	1,44	40	57,60	35	1.415




SKIRTING
RODAPÍE ROMO
9x60/9x75
9x120




STEP
PELDAÑO
30x60/
30x75/
20x120



ANGLE
ANGULO
30x30/
20x20



SPECIAL ANGLE
ANGULO ESPECIAL
30x30/20x20




SPECIAL STEP
PELDAÑO ESPECIAL
30x60/30x75/20x120



STATUARY


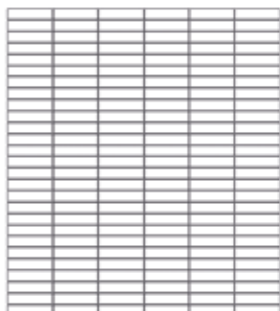

PORCELÁNICO
PORCELAIN

6x25 2.4"x10"






Statuary


Installation suggestions / Sugerencias de composición



	Pcs/box Pzas/Caja	Sqm/box M ² /Caja	Boxes/palet Cajas/Pallet	Sqm/palet M ² /Pallet	Kg/box Kg/Caja	Kg/Palet Kg/Pallet
6x25	32	0,48	108	51,84	10,26	1.061,52




 6x25 2,4"x10"

1617



Legend

Símbología

geotiles
SMART DESIGN

COLLECTIONS 2016



WALL TILES
REVESTIMIENTO



MATT
MATE



HIGH GLASS
PULIDO



HIGH SHADE VARIATION
DESTONIFICADO



DECOR PIECES SOLD BY M2
DECORADOS VENDIDOS POR M2



FLOOR TILES
PAVIMENTO



GLOSS
BRILLO



SEMIPOLISHED
SEMPULIDO




WE DO NOT RECOMMEND TO LAY THE TILES
BRICKBOND (BRICK-JOINTED) HALFWAY
RECOMENDABLE NO COLOCAR TRABADO
A MITAD DE PIEZA

MODEL	G. STATUARY	DATE: 22/04/2016
SIZE	60X120, 75X75, 60X60, 37,5X75, 30X60	
PRODUCT TYPE	GLAZED PORCELAIN	
GROUP	Bla	

TESTS CARRIED OUT	RESULTS	
UNE-EN ISO 10545-2 DIMENSIONS AND SURFACE QUALITY		CONFORMS TO STANDARD
UNE-EN ISO 10545-3 WATER ABSORPTION	AVERAGE VALUE(%)	0,1
UNE-EN ISO 10545-4 MODULUS OF RUPTURE	BREAKING STRENGHT (N) MODULUS OF RUPTURE (N/mm2)	1800 - 2400 45 - 55
UNE-EN ISO 10546-7 RESISTANCE TO SURFACE ABRASION	CYCLES PASSED (REV) CLASS ABRASION (PEI)	2.100 PEI4
UNE-EN ISO 10545-8 LINEAR THERMAL EXPANSION	COEFFICIENT (10 ⁻⁶ / C°)	< 7 X 10 ⁻⁶ C
UNE-EN ISO 10545-9 RESISTANCE TO THERMAL SHOCK	THERMAL SHOCK	RESIST
UNE-EN ISO 10545-10 MOISTURE EXPANSION	AVERAGE VALUE (mm/m)	< 0,1
UNE-EN ISO 10545-12 FROST RESISTANCE	RESULT:	RESISTS
UNE-EN ISO 10545-13 CHEMICAL RESISTANCE	AMMONIUM CHLORIDE (100 gr/l)	GA
	SODIUM HYPOCHLORITE (200 mg/l)	GA
	HYDROCHLORIC ACID (3 %)	CONFORMS TO STANDARD
	POTASSIUM HYDROXIDE (30 g/l)	
	CITRIC ACID (100 gr/l)	
UNE-EN ISO 10545-14 STAIN RESISTANCE	IODINE SOLUTION IN ALCOHOL	5
	OLIVE OIL	5
	GREEN AGENT IN LIGHT OIL	5

OBSERVACIONES

VºBº LABORATORIO



Distribué par
Distributed by

ciot

geotiles
SMART DESIGN