

MADE IN USA  
  
DESIGNED IN ITALY

◆ CAESAR ◆  
CERAMICS USA

Distribué par  
Distributed by

**ciot**

MADE IN USA  
DESIGNED IN ITALY

RUN


ORIGINAL CERAMIC DESIGN

CONTEMPORARY TOUCH  
Porcelain stoneware becomes  
a tool for design to give value to contemporary spaces.  
Delicate tone-on-tone directional lines offer character  
and originality to the material.


INSPIRATION 02

PHOTO GALLERY 04

RANGE 20



# SIZES



PURE SIMPLICITY  
12"x24"

PROJECT ORIENTED  
24"x24"

SALT  
CLAY  
CONTEMPORARY APPEAL  
24"x48"

CREATIVE SIZES  
6"x24"

# COLORS

RUN is a pure ceramic design with a minimal and contemporary look.

The Run range includes four sizes, 24"x48", 24"x24", 12"x24" and 6"x24", and four colors, which play with subtle irregular stripes. Caesar's research has enhanced the strength of porcelain stoneware with the delicacy of color, to give a contemporary appeal and character to the collection.



SALT

SUNRAY

CLAY

ROAD





RUN

SALT

TREND-SETTING  
FLOORS AND WALLS.

WALL \_ 12"x24" SALT  
FLOOR \_ 12"x24" SALT \_ 2"x2" Mosaic SALT

---

# SALT

---



---

Run is a surface with a unique and versatile design. The colors, sizes and mosaics stylishly cover all environments of residential and public spaces. -----





---

# SUNRAY

DESIGN AND  
TECHNICAL  
PERFORMANCE.

WALL \_ 12"x24" ROAD \_ 2"x2" Mosaic ROAD  
FLOOR \_ 12"x24" \_ 24"x24" SUNRAY

---

# SUNRAY

---



---

The sizes of Run are modular and can be combined to form minimal or more complex patterns.

---







---

# CLAY

REFINED SOLUTIONS,  
WITH A STRONG  
PERSONALITY.

WALL \_ 6"x24" SALT  
FLOOR \_ 24"x24" CLAY





CLAY

The directional pattern of Run is suitable for installation in the same direction or in a random manner, as in this elegant bedroom.







---

# ROAD

THE EXTRA IDEA  
FOR ORIGINAL  
AND WELCOMING  
PROJECTS.

WALL \_ 12"x24" FOUNDRY26 OXIDE  
FLOOR \_ 24"x24" ROAD





ROAD

The color and texture of Run, combined with wooden furniture and natural fabrics, create environments that are full of beauty and warmth.






**SALT**  
Rectified\_Squared


-   
Porcelain  
Stoneware
-   
Floor
-   
Wall
-   
V2  
Slight  
Variation
-   
DCOF  
compliant
-   
Thickness  
3/8" (9mm)
-   
Rectified Tile
-   
NO  
V.O.C
-   
Frost  
Proof
-   
Low water  
absorption  
(<0,5%)
-   
Made  
in Usa



24"x48"



24"x24"



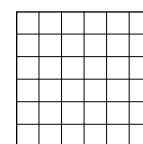
12"x24"



6"x24"

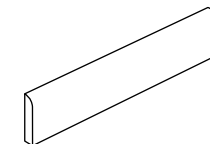
DECORS

Mosaic

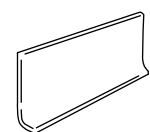


2"x2" Mosaic on 12"x12" sheet

TRIMS



3"x24" Bullnose



6"x12" Covebase



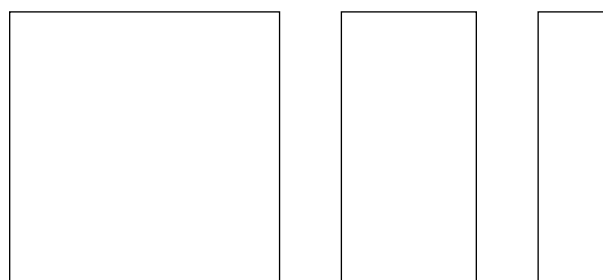


24"x24"

# SUNRAY

Rectified\_Squared

-   
Porcelain  
Stoneware
-   
Floor
-   
Wall
-   
V2  
Slight  
Variation
-   
DCOF  
compliant
-   
Thickness  
3/8" (9mm)
-   
Rectified Tile
-   
NO  
V.O.C
-   
Frost  
Proof
-   
Low water  
absorption  
(<0,5%)
-   
Made  
in Usa



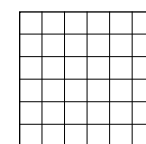
24"x24"

12"x24"

6"x24"

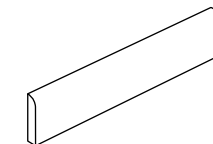
## DECORS

Mosaic

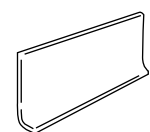


2"x2" Mosaic on 12"x12" sheet

## TRIMS



3"x24" Bullnose



6"x12" Covebase

RUN




**CLAY**  
Rectified\_Squared


-   
Porcelain  
Stoneware
-   
Floor
-   
Wall
-   
V2  
Slight  
Variation
-   
DCOF  
compliant
-   
Thickness  
3/8" (9mm)
-   
Rectified Tile
-   
NO  
V.O.C
-   
Frost  
Proof
-   
Low water  
absorption  
(<0,5%)
-   
Made  
in Usa



24"x48"



24"x24"



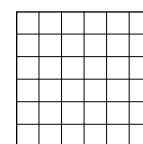
12"x24"



6"x24"

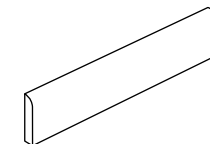
DECORS

Mosaic

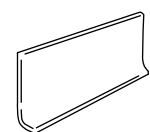


2"x2" \_Mosaic on 12"x12" sheet

TRIMS



3"x24" \_Bullnose



6"x12" \_Covebase



RUN

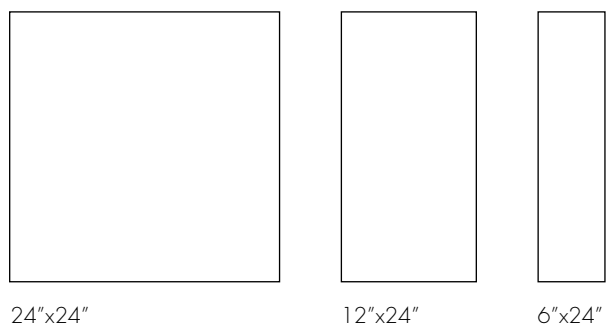




24"x24"

**ROAD**  
Rectified\_Squared

-   
Porcelain  
Stoneware
-   
Floor
-   
Wall
-   
V2  
Slight  
Variation
-   
DCOF  
compliant
-   
Thickness  
3/8" (9mm)
-   
Rectified Tile
-   
NO  
V.O.C
-   
Frost  
Proof
-   
Low water  
absorption  
(<0,5%)
-   
Made  
in Usa




24"x24"

12"x24"

6"x24"

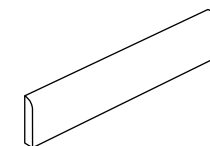
DECORS

Mosaic

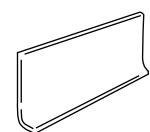


2"x2" Mosaic on 12"x12" sheet

TRIMS



3"x24" Bullnose



6"x12" Covebase

RUN



## SUSTAINABLE MIND



Maximum concern for the environment



### From our plant ....

The **brand new production facilities** in the USA are built in compliance with the most stringent standards in term of environmental protection, safety of workers and reduction of energy consumption.

### to your project.

By choosing Caesar Ceramics USA, the end user will be sure to purchase **durable, safe and green floor and wall tiles**: being extremely durable, they do not call for any chemical treatment, varnish or special detergent. They do not release dust or other substances, even when subject to high pedestrian traffic.



**HPD**  
(Health Product Declaration®)

The Health Product Declaration (HPD) Open Standard provides for the disclosure of product contents and potential associated human and environmental health hazards.

**By means of its declaration, Caesar USA adheres to the standard.**



**LEED**  
(Leadership in Energy and Environmental Design)

**Caesar Ceramics USA is a member of US Green Building Council (USGBC).**

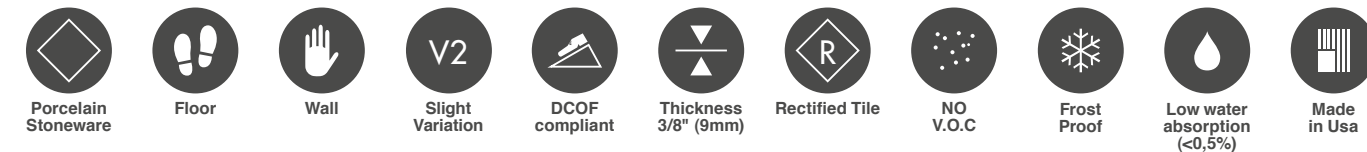
The LEED program, promoted by the USGBC, is the most widely used green building rating system in the world. Available for virtually all building, community and home project types, LEED provides a framework to create healthy, highly efficient and cost-saving green buildings.

# ORIGINAL CERAMIC DESIGN

# RUN

## COLORED-BODY PORCELAIN TILES - RECTIFIED, ONE CALIBER

Colored-body porcelain stoneware tiles are produced minimizing the color difference between the glaze and the body. Nevertheless, the design is visible only on the surface.



	24"x48" 610x1.219 MM	24"x24" 610x610 MM	12"x24" 305x610 MM	6"x24" 152x610 MM	3"x24" Bullnose	6"x12" Covebase
Clay	●	●	●	●	●	●
Salt	●	●	●	●	●	●
Road	●	●	●	●	●	●
Sunray	●	●	●	●	●	●

● Matt, Rectified, One caliber

### PACKAGING

SIZE		BOX					PALLET				
INCHES	MM	PCS	SURFACE (SQF)	SURFACE (SQM)	WEIGHT (LBS)	WEIGHT (KG)	BOXES	SURFACE (SQF)	SURFACE (SQM)	WEIGHT (LBS)	WEIGHT (KG)
24"x48"	1219x1219	2	15,51	1,44	~62,81	~28,4	35	542,85	50,43	~2200	~997
24"x24"	610x610	3	11,63	1,08	~47,62	~21,6	40	465	43,2	~1904,77	~864
12"x24"	305x610	7	13,56	1,26	~55,55	~25,2	40	542,51	50,4	~2222	~1008
6"x24"	152x610	12	11,63	1,08	~47,62	~21,6	40	465	43,2	~1904,77	~864

<b>V0</b> <b>Very Uniform appearance.</b> Pieces of the same shade value are very uniform and smooth in texture. They can be measured for small color differences and are in compliance with the color uniformity requirements of tables 6-10 (ANSI A137.1-2012)	<b>V1</b> <b>Uniform Appearance.</b> Differences among pieces from the same production run are minimal.	<b>V2</b> <b>Slight Variation.</b> Clearly distinguishable texture and/or pattern within similar colors.	<b>V3</b> <b>Moderate Variation.</b> While the colors and/or textures present on a single piece of tile will be indicative of the colors and/or texture to be expected on the other tiles, the amount of colors and/or texture on each piece may vary significantly. It is recommended that the range be viewed before selection.	<b>V4</b> <b>Substantial Variation.</b> Random color and/or texture differences from tile to tile, so that one tile may have totally different colors and/or textures from that on other tiles. Thus, the final installation will be unique. It is recommended that the range be viewed before selection.
--	---	--	---	---

Color reproductions may vary from actual products.

Caesar reserves the right to modify the products illustrated in this catalogue for reasons of production or to improve quality. Samples are purely indicative. Packaging and weights may vary for production reasons. Contact our sales department when ordering.

In case of running pattern installation, Caesar recommends a maximum 33% offset.

Caesar warrants that our products meet or exceed the requirements of ANSI, specification ANSI A137.1: 2012, as shown in our Tile Performance Data sheets.

# TILE PERFORMANCE DATA

## COLORED-BODY PORCELAIN TILES - RECTIFIED

CLASSIFICATION IN ACCORDANCE WITH ANSI A137.1: 2012 (P1 CLASS).

TECHNICAL FEATURE	ASTM TEST	VALUE REQUIRED ANSI A 137.1-2012	CAESAR AVERAGE VALUE
Facial dimension	ASTM C-499	± 0,25% or ± 0,03 in	In accordance to ANSI A 137.1-2012
Wedging	ASTM C-502	± 0,25% or ± 0,03 in	
Warp diagonal	ASTM C-485	± 0,4% or ± 0,07 in	
Warp edge	ASTM C-485	± 0,4% or ± 0,05 in	
Thickness	ASTM C-499	RANGE: 0,040 inch max (1 mm)	In accordance to ANSI A 137.1-2012
Water absorption	ASTM C-373	≤ 0,5%	Passed "impervious tiles" Class P1
Breaking strength	ASTM C-648	≥ 250 lbs (≥1113 N)	≥400 lbs
Freeze thaw	ASTM C-1026	No damages	In accordance
Chemical resistance	ASTM C-650	As reported	Unaffected
MOHS hardness			Coeff. 6
DCOF *	BOT 3000	0,42	In accordance

Average values referred to the last two years of production and related to the matt finish of the product.

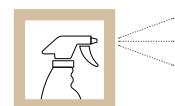
Values relate to the matt finish of the product and to tests carried out by certified external laboratories, whose results are available upon request.

Be sure to use the same caliber tiles.

Color reproductions may vary from actual products.

\* Due to the intrinsic nature of porcelain stoneware tiles, please note that the coefficient of friction may vary within the same production lot or from one production lot to the other. Caesar products can become slippery when wet. We recommend to always keep the surface dry.





## CLEANING PROCEDURES

### FINAL CLEANING AFTER INSTALLATION

A few hours after grouting, as soon as the grout starts to dry and becomes opaque, sweep the floor. Within 48 hours from grouting and before the grout hardens definitively, wet the floor with an acid and buffered solution. Dilution depends on the type of surface (smooth or textured).

Spread the solution containing acid especially made for stoneware using a mop or a rotary brush for large surfaces, and featuring suitable discs, and let the solution work for a few minutes. Rinse with warm water and clean cloths and repeat several times until all stains and residues have been eliminated. Make sure to change rinsing water several times. Complete by drying.

Prevent contact of the acid solution with other materials (metal, marble, etc.).

**ATTENTION!!** Epoxy-based grout cannot be cleaned when it has completely hardened other than mechanically with risks to the surface of the tiles. For more information and recommendations, consult the grout manufacturer.

Care must be taken on inlaid, polished and anti-slip products; for the latter in particular, the use of a floor-washing machine combined with the action of an acid detergent helps reach the spaces between adjacent tiles and cleans them properly.

If such a cleaning procedure is not carried out, or if such cleaning is carried out too late, the grout residue creates an extremely absorbent film, which holds dirt, making the surface difficult to clean: in this case, Ceramiche CAESAR S.p.A. will not be liable for any damage caused to the surface.

### CLEANING AND CARE

If the cleaning rules after installation are followed, routine maintenance, i.e. everyday cleaning to remove dirt from traffic and general use of the tiled surface, is reasonably easy.

We would like to remind you that porcelain stoneware is a product with excellent technical features which allow for the highest grade of mechanical wear and resistance to acids (except for hydrofluoric acid and its derivatives) and alkalis, features which are added to a high aesthetic quality.

Porcelain stoneware has a low absorption level, another intrinsic characteristic of the product. As detailed in the technical sheets, absorption levels are very low in the production process CAESAR adopts, and all our products will achieve the best results for any kind of specific application.

Ordinary maintenance must be carried out using specialist detergents to remove stains but these detergents must not leave a wax, film or membrane residue.

Rinsing well with plenty of clean water is a fundamental part of the cleaning procedure, therefore we advise against the use of products which state that they "do not need rinsing".

We would like to inform you that, the above mentioned standards do not cover rubber stains (shoes, heels, mats, etc...) especially where these kinds of stains are frequent: therefore, Ceramiche CAESAR S.p.A. will not be held liable for any such damage to the surface of these products. All types of surface of the Caesar range can be washed with clean water or water and up to 50% of bleach or alcohol.

We recommend periodical cleaning with basic products or a micro-foaming basic product for porcelain stoneware, followed by thorough rinsing and drying.

### HEAVY-DUTY CLEANING

Any stains or marks can be removed quite easily since porcelain stoneware has very low absorption properties and resists acids and bases.

Depending on the type of stain, you can use:

- ACIDS for INORGANIC stains,
- BASES for ORGANIC stains,
- SOLVENTS for SYNTHETIC stains.

The use of common aggressive acids (such as muriatic acid for instance) must be avoided. These products remove residues of grout but also irreparably damage the grout within the joint. Also pay attention to all products containing HYDROFLUORIC ACID (HF) SINCE THEY IRREPARABLY DAMAGE ALL CERAMIC SURFACES.

### WARNING

The above suggestions are a result of research, laboratory tests and several years' experience. However, the cleaning features of the materials may vary significantly according to the different installation methods, conditions of use, types of surface and destination. As a general rule, the higher the anti-slip values of the tiles are, the greater cleaning inconveniences may arise. The professional operator in charge of maintenance and cleaning shall always check the surface condition before proceeding with any cleaning and/or maintenance operation (we would suggest to test some tiles before installation). Caesar declines any liability with reference to cleaning and maintenance operations in case of heavy conditions of use (such as mechanical workshop or spaces presenting oily residues or tire marks), bad installation work or wrong cleaning operations, it is agreed that Caesar shall not be liable for any event, damage or defect due to wrong installation of the tiles, faulty cleaning and maintenance operations or inadequate choice of the type of material to be laid or of the adhesives used in a certain destination of use.

MADE IN USA



RUN

◆ CAESAR ◆  
CERAMICS USA  
www.caesarceramicsusa.com

PORCELAIN STONEWARE

Color reproductions may vary from actual products.

Caesar reserves the right to modify the products illustrated in this catalogue for reasons of production or to improve quality. Samples are purely indicative. Packaging and weights may vary for production reasons. Contact our sales department when ordering.

Caesar warrants that our products meet or exceed the requirements of ANSI, specification ANSI A137.1: 2012, as shown in our Tile Performance Data sheets.

The Caesar complete terms and conditions of sale (including limited warranty) are specified in the price list. Should you need further information, please contact our sales department.

MADE IN USA



DESIGNED IN ITALY

RUN

---

◆ CAESAR ◆  
CERAMICS USA

CAESAR CERAMICS USA INC.  
500 Wilson Pike Cir, Ste 127  
Brentwood TN 37027-3261  
Phone: +1 (732) 389 5757  
fax: +1 (732) 389 8589

**caesarceramicsusa.com**



© Ceramiche Caesar S.p.A. February 2019.  
Reproduction of this printed catalogue, even partially, is prohibited.



| MONTREAL | TORONTO | ATLANTA | DETROIT | NEW YORK |

SINCE 1950

CIOT.COM