

# geo tiles

SMART DESIGN

Distribué par  
Distributed by

**ciot**

# Piceno High Glass



POLISHED GLAZED PORCELAIN TILES GRES PORCELÁNICO ESMALTADO PULIDO



Piceno Gris



Piceno Gris



Piceno Crema



Piceno Marengo




Malla Piceno  
Gris 29,5x25cm



Malla Piceno  
Crema 29,5x25cm

60x120 24"x48"



Rectified Natural  
Polished Rectified

75x75 29,3"x29,3"



Rectified Natural  
Polished Rectified

60x60 24"x24"

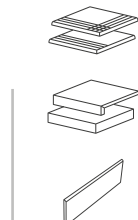


Rectified Natural  
Polished Rectified

30x60 12"x24"



Rectified Natural  
Polished Rectified





HIGH GLASS



geotiles COLLECTIONS 2017

# Technical Features Características Técnicas

## HIGH GLASS / GLAZED PORCELAIN TILES

SIZE: 18"x 18" / 24"x 24" / 29,3"x 29,3"		STANDARD	VALUE REQUIRED BY EN 14411 STANDARD	AVERAGE VALUE
Dimensional features	Lenght and width	ISO 10545-2	±0,6 %	
	Thickness		±5 %	
	Straightness of sides		±0,5 %	Conforms to Standard
	Rectangularity		±0,6 %	
	Surface flatness		±0,5 %	
Water absorption		ISO 10545-3	> 0,5 %	0,1%
Modulus of rupture	Modulus of rupture	ISO 10545-4	> 35 N/mm <sup>2</sup>	45-60 N/mm <sup>2</sup>
	Breaking strength		> 1300 N	2000-2500 N
Resistance to surface abrasion		ISO 10545-7	Abrasion class indicated by the manufacturer	According to models
Linear thermal expansion		ISO 10545-8	Test method available	< 7,0 x 10 <sup>-6</sup> °C <sup>-1</sup>
Thermal shock resistance		ISO 10545-9	Test method available	Resists
Crazing resistance		ISO 10545-11	Required	Resists
Frost resistance		ISO 10545-12	Required	Resists
Chemical resistance	Acids and bases	ISO 10545-13	Test method available	Conforms to standard
	Cleaning products and pool reactive agents		Minimum GB	Class GA
Resistance to stains		ISO 10545-14	Minimum Class 3	Conforms to standard

### USES AND APPLICATIONS

Residential

## TECHNICAL PORCELAIN / PORCELAIN TILES

SIZE: 12"x12"/12,12"x24,52"/16"x16"/24"x24"/29,3"x29,3"/8"x48"/12"x48"/24"x48"/6"x 33,5"/47,2"x47,2"		STANDARD	VALUE REQUIRED BY EN 14411 STANDARD	AVERAGE VALUE
Dimensional Features	Lenght and width	ISO 10545-2	±0,6 %	
	Thickness		±5 %	
	Straightness of sides		±0,5 %	Conforms to Standard
	Rectangularity		±0,6 %	
	Surface planarity		±0,5 %	
Water absorption		ISO 10545-3	> 0,5 %	0,1%
Resistance to bending	Bending Strength	ISO 10545-4	> 35 N/mm <sup>2</sup>	45-60 N/mm <sup>2</sup>
	Modulus of rupture		> 1300 N	1800-2500 N
Resistance to deep abrasion (mm <sup>3</sup> )		ISO 10545-6	Max. 175 m/m <sup>3</sup>	110-130 mm <sup>3</sup>
Linear thermal expansion		ISO 10545-8	Test method available	< 7,0 x 10 <sup>-6</sup> °C <sup>-1</sup>
Thermal shock resistance		ISO 10545-9	Test method available	Resists
Frost resistance		ISO 10545-12	Required	Resists
Chemical resistance	Acids and bases	ISO 10545-13	Test method available	Conforms to standard
	Cleaning products and pool reactive agents		Minimum UB	Class UA
Resistance to stains		ISO 10545-14	Test method available	Conforms to standard
Slip Resistance		DIN 51130		
		UNE-ENV 12633		According to models
		ASTM C 1028		

### USES AND APPLICATIONS


Residential	Restaurants	Airports	Sport areas	Industries
Schools	Department stores	Offices	Train Stations	Parks
Hospitals	Buildings	Supermarkets	Hotels	

# SPECIAL PIECES BY PRODUCT TYPE

## PIEZAS ESPECIALES POR TIPOLOGÍA DE PRODUCTO

---

- **TECH GLASS** PORCELÁNICO PULIDO
- **HIGH GLASS** GRES PORCELÁNICO ESMALTADO PULIDO
- **PORCELAIN** GRES PORCELÁNICO
- **GLAZED PORCELAIN** GRES PORCELÁNICO ESMALTADO



**STEP** / PELDAÑO ROMO




30x60 / 30,30x61,3 / 60x60 / 75x75 / 22x85 / 45x90 / 20x120/ 30x120/ 60x120 / 120x120  
12"x24"/12"x24"/24"x24"/29,3"x29,3"/8,6"x33,5"/17,8"x35,4"/8"x48"/12"x48"/24"x48"/47,2"x47,2"

---



**SPECIAL STEP** / PELDAÑO GRADONE RECTO

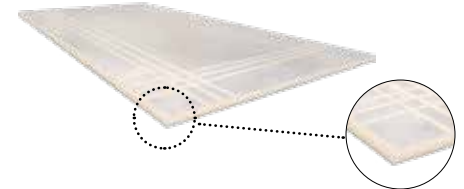


30x60 / 30,30x61,3 / 60x60 / 75x75 / 22x85 / 45x90 / 20x120/ 30x120/ 60x120 / 120x120  
12"x24"/12"x24"/24"x24"/29,3"x29,3"/8,6"x33,5"/17,8"x35,4"/8"x48"/12"x48"/24"x48"/47,2"x47,2"

---



**ANGLE** / ÁNGULO ROMO




30x60 / 30,30x61,3 / 60x60 / 75x75 / 22x85 / 45x90 / 20x120/ 30x120/ 60x120 / 120x120  
12"x24"/12"x24"/24"x24"/29,3"x29,3"/8,6"x33,5"/17,8"x35,4"/8"x48"/12"x48"/24"x48"/47,2"x47,2"

---



**SPECIAL ANGLE** / ÁNGULO GRADONE RECTO

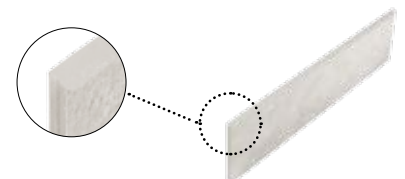


30x60 / 30,30x61,3 / 60x60 / 75x75 / 22x85 / 45x90 / 20x120/ 30x120/ 60x120 / 120x120  
12"x24"/12"x24"/24"x24"/29,3"x29,3"/8,6"x33,5"/17,8"x35,4"/8"x48"/12"x48"/24"x48"/47,2"x47,2"

---



**SKIRTING** / RODAPIÉ ROMO



30x30 / 40x40 / 45x45 / 30x60 / 30,30x61,3 / 60x60 / 75x75 / 22x85 / 45x90 / 20x120/ 30x120/ 60x120 / 120x120  
12"x12"/16"x16"/12"x24"/12"x24"/24"x24"/29,3"x29,3"/8,6"x33,5"/17,8"x35,4"/8"x48"/12"x48"/24"x48"/47,2"x47,2"

# Packing List

GEOTILES reserves the right to modify the packing of any product reference.

GEOTILES se reserva el derecho a modificar el packing (en relación al espesor de la pieza).



Descripción / Description	Pzas/caja Pcs/box	M <sup>2</sup> /caja Sqm/box	Cajas/Pallet Boxes/palet	M <sup>2</sup> /pallet Sqm/palet	Kg/caja Kg/box	Kg/pallet Kg/palet
<b>Revestimiento/wall Tiles</b>						
<b>Pasta Blanca/White Body Tiles</b>						
30,3x60,5	7	1,28	60	76,8	20,60	1.256
30x60 rect	8	1,44	32	46,08	22,5	740
30x90 rect	4	1,08	64	69,12	18,75	1220
<b>Pasta roja/Red Body Tiles</b>						
20x20	35	1,4	75	105	17,9	1.363
20x30	26	1,56	60	93,6	20,5	1.250
25x40	17	1,7	52	88,4	23,5	1.242
25x40 Rlv	15	1,5	52	78	23	1.216
31,6x45	11	1,57	51	80,07	25	1.295
31,6x45 Rlv. Cooper,Trek,Beton	11	1,57	51	80,07	25	1.295
31,6x45 Rlv. Concret, Oxide	10	1,43	51	72,93	25,5	1.320
31,6x45 Rlv. Crema, Foster	9	1,3	51	66,3	21,6	1.122
25x50	15	1,88	48	90,24	30	1.460
20x60	9	1,08	80	86,4	17,90	1.452
20x60 Rlv.	8	0,96	80	76,8	18	1.460
31,6x60	8	1,52	48	72,96	25	1.220
31,6x60 Rlv	8	1,52	48	72,96	25	1.220
34x50 Brick, Rajola	10	1,7	48	81,6	24,56	1.199
34x50 Artesa	9	1,5	48	72	24,50	1.196
<b>Pavimento/Floor Tiles</b>						
31,6x31,6	16	1,6	54	86,4	27	1.478
45x45	7	1,42	52	73,84	25,50	1.346
60x60	4	1,44	30	43,2	31	950
20x60	9	1,08	80	86,4	21,80	1.764
25x85	9	1,92	36	69,12	41,90	1.528
<b>Porcelánico/Porcelain Tiles</b>						
<b>Esmaltado/Glazed Porcelain esmaltado</b>						
6x25	32	0,48	108	51,84	10,26	1.123
25,8x29	18	1	48	48	22,5	1.095
30x30	16	1,44	60	86,4	26	1.575
30,3x61,3	7	1,3	60	78	26,5	1.610
30x60 lapatto rect.	7	1,26	60	75,6	25,4	1.544
30x60 high glass	8	1,44	40	57,60	31,62	1.285
45x45	6	1,22	52	63,44	26,60	1.403
45x90	3	1,21	44	53,24	30,80	1.375
60x60	4	1,44	36	51,84	32	1.168
120x120	1	1,44	40	57,60	39,5	1.600
75x75	3	1,69	28	47,32	42,80	1.213
20x120	6	1,44	30	43,20	36,40	1.107
30x120	4	1,44	28	40,32	38	1.079
60x120	2	1,44	25	36	38,90	988
22x85	9	1,69	45	76,05	31,55	1.435
32x48 Pietra	9	1,25	32	40	26,48	815
<b>Técnico/Tecnic</b>						
30x30	14	1,26	60	75,6	23,5	1.430
40x40	8	1,3	48	62,40	27	1.316

*Geologica tile S.L.U. operates a policy of continuous development and reserves the right to make changes to its products, colours, engineering specifications, packaging codes without prior notice. Geologica tile has taken every effort to ensure that the information contained in the catalogue is correct at the time of publication. Due to the limitations of the printing process, the colours reproduced may vary slightly from the original product.*

*Geologica tile S.L.U. "Geotiles" aplica una política de continuo desarrollo de sus productos y se reserva el derecho a realizar cambios en los productos, colores, especificaciones técnicas y códigos sin previo aviso. Geologica tile ha realizado un esfuerzo considerable para que toda la información sea adecuada en el momento de la publicación del catálogo. A causa de las limitaciones del proceso de impresión los colores reproducidos pueden sufrir ligeras variaciones con respecto al producto original.*



COLLECTIONS 2017

# geotiles

SMART DESIGN

Distribué par  
Distributed by

**ciot**



**GEOLÓGICA TILE S.L.U.**

C/ Tall 18 - P.O. Box 260 - 12200 Orda - (Castellón - Spain)  
Tel: +34 964 522 700 - Fax: +34 964 522 760

[www.geotiles.com](http://www.geotiles.com)