

NEW PRODUCT



COLORED BODY PORCELAIN STONEWARE



COLORS



CHROME




GYPSUM




CLAY



PEARL



GRAPHITE



TOBACCO

MARK

DESCRIPTION

Mark Floor by Atlas Concorde is a colored body porcelain stoneware inspired by various contemporary materials such as concrete, resin, stone, metal and wood, combined with elegance and originality. The many available formats and finishes offer multiple possibilities to create unique urban environments.

FORMATS (Rectified monocaliber tiles)

NATURAL RT (NAT. RT): 30x60 cm | 60x60 cm | 22,5x90 cm | 45x90 cm | 75x75 cm | 75x150 cm

LAPPATO RT (LAP. RT): 29,5x59 cm | 60x60 cm | 44x88 cm

STRUTTURATO RT (STR. RT): 30x60 cm | 60x60 cm

LASTRA STRUTTURATO RT 20 mm (STR. RT): 60x60 cm

APPLICATIONS

Mark Floor is ideal for an interior and exterior application on floors on walls in your residential and commercial projects. The 60x60 cm format is also available in a 20 mm thickness (Lastra 20 mm) and is ideal for industrial or outdoor projects..

TECHNICAL INFORMATION

	WATER ABSORPTION	FROST RESISTANCE	ABRASION RESISTANCE	MOHS HARDNESS	CHEMICAL RESISTANCE	STAIN RESISTANCE	SLIP RESISTANCE
NORMS	ISO 10545/3 ≤ 0,5%	ISO 10545/12	ISO 10545/6	EN 101	ISO 10545/13	ISO 10545/14	D.C.O.F. ANSI 137.1-2012 (>0,42)
VALUES	≤ 0,1%	RESISTANT	≤ 150 mm ³	NAT. RT: 6 LAP. RT: 5 STR. RT: 8	NAT. RT & STR. RT: UA ULA UHA LAP: UA ULA	CLASS 5	LAP. RT: - NAT. RT: R9 STR. RT: R11

INSTALLATION AND MAINTENANCE

It is suggested to lay tiles with a joint of 3 mm. ■ Use high quality adhesive and grout from a manufacturer such as Mapei, following manufacturer's recommendations and depending on site conditions. ■ For the 22,5x90 cm and 45x90 cm, it is recommended that you lay the rectangular formats side by side or offset by 2/3. Fixing in a 50% staggered configuration is not advised. ■ As soon as the joints have fully set, it is advisable to proceed to the initial post-construction cleaning as described by the manufacturer. ■ Daily maintenance can be performed with a neutral detergent.



ciot.com


NEW PRODUCT



WHITE BODY WALL TILE



COLORS



DESCRIPTION

Mark Wall, by Atlas Concorde, is a luminous white-body cladding with marked reflections and soft graphics inspired by brush-applied resins.

FORMATS

(Rectified monocaliber tiles)

LUCIDO RT (LUC. RT): 30,5x56 cm | 40x80 cm

APPLICATIONS


Mark Wall is suitable for interior walls, in your residential and commercial projects.

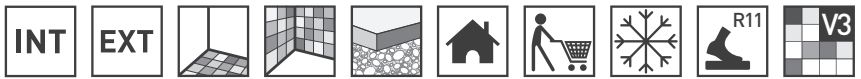
TECHNICAL INFORMATIONS

	WATER ABSORPTION	FROST RESISTANCE	BENDING STRENGTH	CHEMICAL RESISTANCE	STAIN RESISTANCE	RECYCLED CONTENT
NORS	ISO 10545/3 ≤ 0,5 %	ISO 10545/12	$R \geq 15 \text{ N/mm}^2$	ISO 10545/13	ISO 10545/14	MR4 CREDITS
VALUES	10 TO 20 %	NON RESISTANT	$R \geq 15 \text{ N/mm}^2$	GA GLA GHA	CLASS 5	PRE-CONS. 20%

INSTALLATION AND MAINTENANCE

It is suggested to lay tiles with a joint of 3 mm. ■ Use high quality adhesive and unsanded grout from a manufacturer such as Mapei, following manufacturer's recommendations and depending on site conditions. ■ It is recommended that you lay the rectangular formats side by side with a maximum 30 cm offset. Fixing in a 50% staggered configuration is not advised. ■ Daily maintenance can be performed with a neutral detergent.





COLORED BODY PORCELAIN STONEWARE

MARK

WHITE BODY WALL TILE



MARK WALL

	FLOOR												
	30x60 cm			60x60 cm			22,5x90cm	45x90 cm		75x75cm	75x150cm	LASTRA 20E	ESAGONO
METRIC (NOMINAL)	30x60 cm			60x60 cm			22,5x90cm	45x90 cm		75x75cm	75x150cm	60x60cm	30x35cm
IMPERIAL (NOMINAL)	12x24"			24x24"			8 ⁷ / ₈ x35 ¹ / ₂ "	17 ³ / ₄ x35 ¹ / ₂ "		29 ¹ / ₂ x29 ¹ / ₂ "	29 ¹ / ₂ x59"	24x24"	11 ³ / ₄ x13 ³ / ₄ "
	NAT. RT	STR. RT	LAP. RT	NAT. RT	STR. RT	LAP. RT	NAT. RT	NAT. RT	LAP. RT	NAT. RT	NAT. RT	STR. RT	
CHROME	●	○	○	●	●	●	○	○	●	○	○	○	●
CLAY	○	○	○	○	○	○	○	○	○	N/A	N/A	N/A	○
GRAPHITE	○	○	○	●	○	●	○	○	○	○	○	N/A	●
GYPSUM	●	○	○	●	●	●	○	○	●	○	○	○	●
PEARL	○	○	○	●	○	●	○	○	○	○	○	○	●
TOBACCO	○	○	○	○	○	○	○	○	○	N/A	N/A	N/A	○

	WALL			
	40x80 cm	30,5x56 cm	MOSAIC*	MOSAIC DECOR*
METRIC (NOMINAL)	40x80 cm	30,5x56 cm	17x17 mm	17x17 mm
IMPERIAL (NOMINAL)	15 ³ / ₄ x31 ¹ / ₂ "	12x22"	5 ⁷ / ₈ x5 ⁷ / ₈ "	5 ⁷ / ₈ x5 ⁷ / ₈ "
	LUC. RT	LUC. RT		
CHERRY	○	●	●	○
IVORY	○	○	○	N/A
MOKA	○	○	○	○
SILVER	○	○	○	N/A
TAUPE	○	○	○	N/A
WHITE	○	●	○	N/A

*1 pP/sheet

AVAILABILITY ¹

- stock
- special order
- N/A not available

¹ Subject to change


Decor, listellos, special pieces and several mosaics available, consult your Ciot representative.

THICKNESS

MARK FLOOR: **9mm**,
8⁷/₈x35¹/₂", **29¹/₂x29¹/₂"**, **29¹/₂x59"** formats: **10mm**
 LASTRA 60 x 60 cm: **20mm**
 MARK WALL : **8,5mm**

ICONS LEGEND

APPLICATION



USE



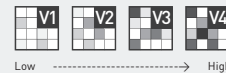
FROST



SLIP RESISTANCE



SHADE VARIATION



ENVIRONMENT



In the event of discrepancy with the official information of the manufacturer, the latter shall prevail.

⁽¹⁾**Recycled Content:** The PRE and POST values indicate the origin of the materials used in the production of this product (Pre-consumer and Post-consumer). Please consult the manufacturer's Recycled Content document to learn more about this and other LEED® compliant products.