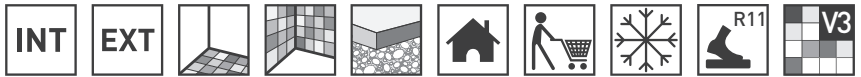


NEW PRODUCT



COLORED BODY PORCELAIN STONEWARE | DIGITAL TECHNOLOGY



COLORS



DESCRIPTION

Entropia by *DOM Ceramiche* is a colored body porcelain stoneware offered in five colors and three finishes (natural, honed, antislip). The aged effect and color palette of *Entropia* makes it easier to give emphasis to the natural elements at the heart of your design. This collection includes many tile formats that can answer many particularities in your project.

FORMATS

NATURALE (natural): 30x60 cm | 60x60 cm
NATURALE RT: 14,7x14,7 cm | 29,6x29,6 cm | 29,6x59,5 cm | 59,5x59,5 cm | 59,5x119,2 cm | 75x75 cm | 90x90 cm
LAPPATO (honed) **RT**: 59,5x59,5 cm | 59,5x119,2 cm
OUT AS (antislip): 60x60 cm **OUT AS** (antislip) **RT (20 mm)**: 60x60 cm
OUT AS (antislip) **RT**: 90x90 cm

APPLICATIONS

Entropia is ideal for an interior and exterior application on floors and walls in your residential and commercial projects.

TECHNICAL INFORMATION


	WATER ABSORPTION	FROST RESISTANCE	MOHS HARDNESS	CHEMICAL RESISTANCE	STAIN RESISTANCE	SLIP RESISTANCE
NORMS	ISO 10545/3	ISO 10545/12	EN 101	ISO 10545/13	ISO 10545/14	DIN 51130- DIN 51097 D.C.O.F. ANSI 137.1-2012
VALUES	≤ 0,5 %	RESISTANT	BIANCO/BEIGE: 7 OTHER: 6	GA GLA	CLASS 5	NAT.: > 0,42 LAP.: - OUT: > 0,42

INSTALLATION AND MAINTENANCE

It is suggested to lay tiles with a joint of 2-3 mm for the rectified formats and a joint of 3-4 mm for non rectified formats. ■ Use high quality adhesive and grout from a manufacturer such as Mapei, following manufacturer's recommendations and depending on site conditions. ■ As soon as the joints have fully set, it is advisable to proceed to the initial post-construction cleaning as described by the manufacturer. ■ Daily maintenance can be performed with a neutral detergent.



ENTROPIA



COLORED BODY PORCELAIN STONEWARE | DIGITAL TECHNOLOGY

METRIC (NOMINAL)	14,7x14,7 cm	29,6x29,6 cm	30x60 cm	29,6x59,5 cm	60x60 cm	59,5x59,5 cm			2x5 cm	59,5x59,5 cm
IMPERIAL (NOMINAL)	5¾x5¾"	11¾x11¾"	12x24"	11¾x23½"	24x24"	23½x23½"			1x2"	23½x23½"
	NAT. RT	NAT. RT	NAT.	NAT. RT	NAT.	OUT AS	NAT. RT	LAP. RT	NAT.	OUT AS RT
ANTRACITE	○	○	●	○	●	○	○	○	●	○
BEIGE	○	○	○	○	○	○	○	○	○	○
BIANCO	○	○	●	○	●	○	○	○	●	N/A
GREIGE	○	○	●	○	●	○	○	○	●	N/A
GRIGIO	○	○	●	○	●	○	○	○	●	○

METRIC (NOMINAL)	59,5x119,2 cm		75x75 cm		90x90 cm	
IMPERIAL (NOMINAL)	23½x47"		30x30"		35½x35½"	
	NAT. RT	LAP. RT	NAT. RT	OUT AS RT	NAT. RT	OUT AS RT
ANTRACITE	○	○	○	○	○	○
BEIGE	○	○	○	○	○	○
BIANCO	○	○	●	N/A	○	N/A
GREIGE	○	○	○	N/A	○	N/A
GRIGIO	○	○	●	○	○	○

METRIC (NOMINAL)	30x60 cm		29,6x59,5 cm	
IMPERIAL (NOMINAL)	12x24"		11¾x23½"	
	NAT.	STR.	NAT. RT	LAP. RT
UPTOWN MULTI DEKOR SILVER	●	N/A	○	N/A
UPTOWN MULTI DEKOR GREIGE	●	N/A	○	N/A



MULTI DEKOR The 4 patterns are randomly distributed in the boxes.

AVAILABILITY *

- stock
- special order
- N/A non available

* Subject to change


Decors, mosaics and special pieces available, ask your Ciot representative.

THICKNESS : 10 mm
 59,5x119,2 cm | 75x75 cm | 90x90 cm : **10,5 mm**
 Pavers - 60x60 cm : **20 mm**


MADE IN ITALY

ICONS LEGEND

APPLICATION



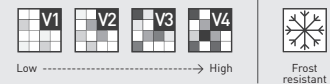
SEALER



SLIP RESISTANCE RATE



SHADE VARIATION



In the event of discrepancy with the official information of the manufacturer, the latter shall prevail.